



Certificate of Calibration

Calibration Certification Information			
Cal. Date: January 11, 2019	Rootsmeter S/N: 438320	Ta: 293	°K
Operator: Jim Tisch		Pa: 760.7	mm Hg
Calibration Model #: TE-5025A	Calibrator S/N: 0005		

Run	Vol. Init (m3)	Vol. Final (m3)	ΔVol. (m3)	ΔTime (min)	ΔP (mm Hg)	ΔH (in H2O)
1	1	2	1	1.4090	3.2	2.00
2	3	4	1	0.9980	6.4	4.00
3	5	6	1	0.8900	7.8	5.00
4	7	8	1	0.8450	8.7	5.50
5	9	10	1	0.6990	12.6	8.00

Data Tabulation					
Vstd (m3)	Qstd (x-axis)	$\sqrt{\Delta H \left(\frac{Pa}{Pstd} \right) \left(\frac{Tstd}{Ta} \right)}$ (y-axis)	Va	Qa (x-axis)	$\sqrt{\Delta H \left(\frac{Ta}{Pa} \right)}$ (y-axis)
1.0138	0.7195	1.4269	0.9958	0.7067	0.8777
1.0095	1.0115	2.0180	0.9916	0.9936	1.2412
1.0076	1.1321	2.2561	0.9897	1.1121	1.3877
1.0064	1.1910	2.3663	0.9886	1.1699	1.4555
1.0012	1.4323	2.8538	0.9834	1.4069	1.7553
QSTD	m=	1.99861	QA	m=	1.25149
	b=	-0.00882		b=	-0.00543
	r=	0.99997		r=	0.99997

Calculations			
$Vstd = \Delta Vol \left(\frac{Pa - \Delta P}{Pstd} \right) \left(\frac{Tstd}{Ta} \right)$	$Va = \Delta Vol \left(\frac{Pa - \Delta P}{Pa} \right)$		
$Qstd = Vstd / \Delta Time$	$Qa = Va / \Delta Time$		
For subsequent flow rate calculations:			
$Qstd = 1/m \left(\left(\sqrt{\Delta H \left(\frac{Pa}{Pstd} \right) \left(\frac{Tstd}{Ta} \right)} \right) - b \right)$		$Qa = 1/m \left(\left(\sqrt{\Delta H \left(\frac{Ta}{Pa} \right)} \right) - b \right)$	

Standard Conditions	
Tstd:	298.15 °K
Pstd:	760 mm Hg
Key	
ΔH:	calibrator manometer reading (in H2O)
ΔP:	rootsmeter manometer reading (mm Hg)
Ta:	actual absolute temperature (°K)
Pa:	actual barometric pressure (mm Hg)
b:	intercept
m:	slope

RECALIBRATION
US EPA recommends annual recalibration per 1998 40 Code of Federal Regulations Part 50 to 51, Appendix B to Part 50, Reference Method for the Determination of Suspended Particulate Matter in the Atmosphere, 9.2.17, page 30



Lam Environmental Services Limited

Calibration Data for High Volume Sampler (TSP Sampler)

Location : ACL1 Calibration Date : 18-Feb-19
 Equipment no. : HVS014 Calibration Due Date : 20-Apr-19

CALIBRATION OF CONTINUOUS FLOW RECORDER

Ambient Condition						
Temperature, T _a	291	Kelvin	Pressure, P _a	1015	mmHg	
Orifice Transfer Standard Information						
Equipment No.	Ori0005	Slope, m _c	1.99861	Intercept, b _c	-0.00882	
Last Calibration Date	11-Jan-19	$\left(H \times P_a / 1013.3 \times 298 / T_a \right)^{1/2}$ $= m_c \times Q_{std} + b_c$				
Next Calibration Date	11-Jan-20					
Calibration of TSP						
Calibration Point	Manometer Reading			Q _{std} (m ³ / min.) X-axis	Continuous Flow Recorder, W (CFM)	IC (W(P _a /1013.3x298/T _a) ^{1/2} /35.31) Y-axis
	(up)	(down)	(difference)			
1	1.3	1.3	2.6	0.8215	36	36.4610
2	2.3	2.3	4.6	1.0913	44	44.5634
3	3.4	3.4	6.8	1.3259	51	51.6530
4	4.4	4.4	8.8	1.5077	57	57.7299
5	5.9	5.9	11.8	1.7452	62	62.7939
By Linear Regression of Y on X						
Slope, m		=	<u>29.0823</u>	Intercept, b		= <u>12.8825</u>
Correlation Coefficient*		=	<u>0.9979</u>			
Calibration Accepted		=	<u>Yes/No**</u>			

* if Correlation Coefficient < 0.990, check and recalibration again.

** Delete as appropriate.

Remarks : _____

Calibrated by : Henry Lau Checked by : Chan Ka Chun
 Date : 18-Feb-19 Date : 18-Feb-19



Lam Environmental Services Limited

Calibration Data for High Volume Sampler (TSP Sampler)

Location : ACL2a
 Equipment no. : HVS011

Calibration Date : 18-Feb-19
 Calibration Due Date : 20-Apr-19

CALIBRATION OF CONTINUOUS FLOW RECORDER

Ambient Condition			
Temperature, T _a	291	Kelvin	Pressure, P _a
			1015 mmHg

Orifice Transfer Standard Information					
Equipment No.	Ori0005	Slope, m _c	1.99861	Intercept, b _c	-0.00882
Last Calibration Date	11-Jan-19	$\left(H \times P_a / 1013.3 \times 298 / T_a \right)^{1/2}$ $= m_c \times Q_{std} + b_c$			
Next Calibration Date	11-Jan-20				

Calibration of TSP						
Calibration Point	Manometer Reading			Q _{std} (m ³ / min.) X-axis	Continuous Flow Recorder, W (CFM)	IC (W(P _a /1013.3x298/T _a) ^{1/2} /35.31) Y-axis
	(up)	(down)	(difference)			
1	1.5	1.5	3.0	0.8821	28	28.3585
2	2.3	2.3	4.6	1.0913	36	36.4610
3	3.6	3.6	7.2	1.3642	45	45.5762
4	4.8	4.8	9.6	1.5745	52	52.6658
5	6.2	6.2	12.4	1.7889	58	58.7427

By Linear Regression of Y on X

Slope, m = 33.5323 Intercept, b = -0.5792
 Correlation Coefficient* = 0.9988
 Calibration Accepted = Yes/No**

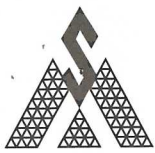
* if Correlation Coefficient < 0.990, check and recalibration again.

** Delete as appropriate.

Remarks : _____

Calibrated by : Henry Lau
 Date : 18-Feb-19

Checked by : Chan Ka Chun
 Date : 18-Feb-19



CERTIFICATE OF CALIBRATION

Certificate No.: 18CA0907 02 Page 1 of 2

Item tested

Description:	Sound Level Meter (Type 1)	Microphone	Preamp
Manufacturer:	B & K	B & K	B & K
Type/Model No.:	2250-L	4950	ZC0032
Serial/Equipment No.:	3006790	2827240	21213
Adaptors used:	-	-	-

Item submitted by

Customer Name:	Lam Geotechnics Limited
Address of Customer:	-
Request No.:	-
Date of receipt:	07-Sep-2018

Date of test: 10-Sep-2018

Reference equipment used in the calibration

Description:	Model:	Serial No.	Expiry Date:	Traceable to:
Multi function sound calibrator	B&K 4226	2288444	23-Aug-2019	CIGISMEC
Signal generator	DS 360	33873	24-Apr-2019	CEPREI
Signal generator	DS 360	61227	23-Apr-2019	CEPREI

Ambient conditions

Temperature:	21 ± 1 °C
Relative humidity:	50 ± 10 %
Air pressure:	1005 ± 5 hPa

Test specifications

- The Sound Level Meter has been calibrated in accordance with the requirements as specified in BS 7580: Part 1: 1997 and the lab calibration procedure SMTP004-CA-152.
- The electrical tests were performed using an electrical signal substituted for the microphone which was removed and replaced by an equivalent capacitance within a tolerance of ±20%.
- The acoustic calibration was performed using an B&K 4226 sound calibrator and corrections was applied for the difference between the free-field and pressure response of the Sound Level Meter.

Test results

This is to certify that the Sound Level Meter conforms to BS 7580: Part 1: 1997 for the conditions under which the test was performed.

Details of the performed measurements are presented on page 2 of this certificate.

Actual Measurement data are documented on worksheets.

Approved Signatory:



Feng Junqi

Date: 10-Sep-2018

Company Chop:



Comments: The results reported in this certificate refer to the condition of the instrument on the date of calibration and carry no implication regarding the long-term stability of the instrument.



CERTIFICATE OF CALIBRATION

(Continuation Page)

Certificate No.: 18CA0907 02 Page 2 of 2

1, Electrical Tests

The electrical tests were performed using an equivalent capacitance substituted for the microphone. The results are given in below with test status and the estimated uncertainties. The "Pass" means the result of the test is inside the tolerances stated in the test specifications. The "-" means the result of test is outside these tolerances.

Test:	Subtest:	Status:	Expanded Uncertainty (dB)	Coverage Factor
Self-generated noise	A	Pass	0.3	
	C	Pass	0.8	
	Lin	Pass	1.6	
Linearity range for Leq	At reference range , Step 5 dB at 4 kHz	Pass	0.3	
	Reference SPL on all other ranges	Pass	0.3	
	2 dB below upper limit of each range	Pass	0.3	
	2 dB above lower limit of each range	Pass	0.3	
Linearity range for SPL	At reference range , Step 5 dB at 4 kHz	Pass	0.3	
	Frequency weightings			
Time weightings	A	Pass	0.3	
	C	Pass	0.3	
	Lin	Pass	0.3	
Peak response	Single Burst Fast	Pass	0.3	
	Single Burst Slow	Pass	0.3	
R.M.S. accuracy	Single 100µs rectangular pulse	Pass	0.3	
Time weighting I	Crest factor of 3	Pass	0.3	
	Single burst 5 ms at 2000 Hz	Pass	0.3	
Time averaging	Repeated at frequency of 100 Hz	Pass	0.3	
	1 ms burst duty factor 1/10 ³ at 4kHz	Pass	0.3	
	1 ms burst duty factor 1/10 ⁴ at 4kHz	Pass	0.3	
Pulse range	Single burst 10 ms at 4 kHz	Pass	0.4	
	Sound exposure level	Pass	0.4	
Overload indication	Single burst 10 ms at 4 kHz	Pass	0.4	
	SPL	Pass	0.3	
	Leq	Pass	0.4	

2, Acoustic tests

The complete sound level meter was calibrated on the reference range using a B&K 4226 acoustic calibrator with 1000Hz and SPL 94 dB. The sensitivity of the sound level meter was adjusted. The test result at 125 Hz and 8000 Hz are given in below with test status and the estimated uncertainties.

Test:	Subtest	Status	Expanded Uncertainty (dB)	Coverage Factor
Acoustic response	Weighting A at 125 Hz	Pass	0.3	
	Weighting A at 8000 Hz	Pass	0.5	

3, Response to associated sound calibrator

N/A

The expanded uncertainties have been calculated in accordance with the ISO Publication "Guide to the expression of uncertainty in measurement", and gives an interval estimated to have a level of confidence of 95%. A coverage factor of 2 is assumed unless explicitly stated.

- End -

Calibrated by:

Date: 10-Sep-2018

Fung Chi Yip

Checked by:

Date: 10-Sep-2018

Shek Kwong Tat

The standard(s) and equipment used in the calibration are traceable to national or international recognised standards and are calibrated on a schedule to maintain the required accuracy level.

Calibration Certificate

Certificate Number 2018010851

Customer:

LAM Environmental Services Ltd

11/F Centre Point

181-185 Gloucester Road

Wanchai, Hong Kong

Model Number CAL200

Serial Number 13098

Test Results Pass

Initial Condition Inoperable

Description Larson Davis CAL200 Acoustic Calibrator

Procedure Number D0001.8386

Technician Scott Montgomery

Calibration Date 29 Oct 2018

Calibration Due

Temperature 23 °C ± 0.3 °C

Humidity 34 %RH ± 3 %RH

Static Pressure 101.2 kPa ± 1 kPa

Evaluation Method The data is acquired by the insert voltage calibration method using the reference microphone's open circuit sensitivity. Data reported in dB re 20 µPa.

Compliance Standards Compliant to Manufacturer Specifications per D0001.8190 and the following standards:
IEC 60942:2017 ANSI S1.40-2006

Issuing lab certifies that the instrument described above meets or exceeds all specifications as stated in the referenced procedure (unless otherwise noted). It has been calibrated using measurement standards traceable to the SI through the National Institute of Standards and Technology (NIST), or other national measurement institutes, and meets the requirements of ISO/IEC 17025:2005. **Test points marked with a ‡ in the uncertainties column do not fall within this laboratory's scope of accreditation.**

The quality system is registered to ISO 9001:2008.

This calibration is a direct comparison of the unit under test to the listed reference standards and did not involve any sampling plans to complete. No allowance has been made for the instability of the test device due to use, time, etc. Such allowances would be made by the customer as needed.

The uncertainties were computed in accordance with the ISO Guide to the Expression of Uncertainty in Measurement (GUM). A coverage factor of approximately 2 sigma (k=2) has been applied to the standard uncertainty to express the expanded uncertainty at approximately 95% confidence level.

This report may not be reproduced, except in full, unless permission for the publication of an approved abstract is obtained in writing from the organization issuing this report.

Standards Used

Description	Cal Date	Cal Due	Cal Standard
Agilent 34401A DMM	09/06/2018	09/06/2019	001021
Larson Davis Model 2900 Real Time Analyzer	04/10/2018	04/10/2019	001051
Microphone Calibration System	03/07/2018	03/07/2019	005446
1/2" Preamplifier	09/20/2018	09/20/2019	006506
Larson Davis 1/2" Preamplifier 7-pin LEMO	08/07/2018	08/07/2019	006507
1/2 inch Microphone - RI - 200V	05/10/2018	05/10/2019	006510
Pressure Transducer	07/18/2018	07/18/2019	007368

Larson Davis, a division of PCB Piezotronics, Inc
1681 West 820 North
Provo, UT 84601, United States
716-684-0001



LARSON DAVIS
A PCB PIEZOTRONICS DIV.



REPORT OF EQUIPMENT PERFORMANCE CHECK/CALIBRATION

CONTACT:	MR CHAN KA CHUN	WORK ORDER:	HK1900006
CLIENT:	LAM ENVIRONMENTAL LTD		
ADDRESS:	11/F, CENTRE POINT, 181 - 185 GLOUCESTER ROAD WAN CHAI, HONG KONG	SUB-BATCH:	0
		LABORATORY:	HONG KONG
		DATE RECEIVED:	31-Dec-2018
		DATE OF ISSUE:	10-Jan-2019

COMMENTS

The performance of the equipment stated in this report is checked with independent reference material and results compared against a calibrated secondary source.

The "Tolerance Limit" quoted is the acceptance criteria applicable for similar equipment used by the ALS Hong Kong laboratory or quoted from relevant international standards.

The "Next Calibration Date" is recommended according to best practice principle as practised by the ALS Hong Kong laboratory or quoted from relevant international standards.

Scope of Test:	Dissolved Oxygen, pH Value, Salinity and Temperature
Equipment Type:	Multifunctional Meter
Brand Name:	YSI
Model No.:	Professional Plus
Serial No.:	14M100277
Equipment No.:	--
Date of Calibration:	10 January, 2019

NOTES

This is the Final Report and supersedes any preliminary report with this batch number.

Results apply to sample(s) as submitted. All pages of this report have been checked and approved for release.

Mr Chan Siu Ming, Vico
Manager - Inorganic

REPORT OF EQUIPMENT PERFORMANCE CHECK/CALIBRATION



WORK ORDER: HK1900006
SUB-BATCH: 0
DATE OF ISSUE: 10-Jan-2019
CLIENT: LAM ENVIRONMENTAL LTD

Equipment Type: Multifunctional Meter
Brand Name: YSI
Model No.: Professional Plus
Serial No.: 14M100277
Equipment No.: --
Date of Calibration: 10 January, 2019 **Date of Next Calibration:** 10 April, 2019

PARAMETERS:

Dissolved Oxygen Method Ref: APHA (21st edition), 4500-O: G

Expected Reading (mg/L)	Displayed Reading (mg/L)	Tolerance (mg/L)
2.67	2.47	- 0.20
6.20	6.28	+ 0.08
8.88	8.83	- 0.05
	Tolerance Limit (mg/L)	± 0.20

pH Value

Method Ref: APHA (21st edition), 4500H:B

Expected Reading (pH unit)	Displayed Reading (pH unit)	Tolerance (pH unit)
4.0	3.97	- 0.03
7.0	6.84	- 0.16
10.0	10.03	+ 0.03
	Tolerance Limit (pH unit)	± 0.20

Salinity

Method Ref: APHA (21st edition), 2520B

Expected Reading (ppt)	Displayed Reading (ppt)	Tolerance (%)
0	0.00	--
10	10.36	+ 3.6
20	18.90	- 5.5
30	27.77	- 7.4
	Tolerance Limit (%)	± 10.0

Remark: "Displayed Reading" presents the figures shown on item under calibration / checking regardless of equipment precision or significant figures.

Mr Chan Siu Ming, Vico
 Manager - Inorganic

REPORT OF EQUIPMENT PERFORMANCE CHECK/CALIBRATION



WORK ORDER: HK1900006
SUB-BATCH: 0
DATE OF ISSUE: 10-Jan-2019
CLIENT: LAM ENVIRONMENTAL LTD

Equipment Type: Multifunctional Meter
Brand Name: YSI
Model No.: Professional Plus
Serial No.: 14M100277
Equipment No.: --
Date of Calibration: 10 January, 2019

Date of Next Calibration: 10 April, 2019

PARAMETERS: Temperature

Method Ref: Section 6 of International Accreditation New Zealand Technical
Guide No. 3 Second edition March 2008: Working Thermometer Calibration Procedure.

Expected Reading (°C)	Displayed Reading (°C)	Tolerance (°C)
10.5	11.3	+0.8
21.0	19.8	-1.2
40.5	39.4	-1.1
	Tolerance Limit (°C)	±2.0

Remark: "Displayed Reading" presents the figures shown on item under calibration / checking regardless of equipment precision or significant figures.

A handwritten signature in black ink, appearing to read 'Chan Siu Ming'.

Mr Chan Siu Ming, Vico
Manager - Inorganic



REPORT OF EQUIPMENT PERFORMANCE CHECK/ CALIBRATION

CONTACT:	MR CHAN KA CHUN	WORK ORDER:	HK1901812
CLIENT:	LAM ENVIRONMENTAL LTD		
ADDRESS:	11/ F, CENTRE POINT, 181 - 185 GLOUCESTER ROAD WAN CHAI	SUB- BATCH:	0
		LABORATORY:	HONG KONG
		DATE RECEIVED:	10- Jan- 2019
		DATE OF ISSUE:	18- Jan- 2019

COMMENTS

The performance of the equipment stated in this report is checked with independent reference material and results compared against a calibrated secondary source.

The "Tolerance Limit" quoted is the acceptance criteria applicable for similar equipment used by the ALS Hong Kong laboratory or quoted from relevant international standards.

The "Next Calibration Date" is recommended according to best practice principle as practised by the ALS Hong Kong laboratory or quoted from relevant international standards.

Scope of Test:	Dissolved Oxygen, pH Value, Salinity and Temperature
Equipment Type:	Multifunctional Meter
Brand Name:	YSI
Model No.:	Professional Plus
Serial No.:	17F100236
Equipment No.:	--
Date of Calibration:	18 January, 2019

NOTES

This is the Final Report and supersedes any preliminary report with this batch number.

Results apply to sample(s) as submitted. All pages of this report have been checked and approved for release.

Mr Chan Siu Ming, Vico
Manager - Inorganic

This report may not be reproduced except with prior written approval from ALS Technichem (HK) Pty Ltd.

REPORT OF EQUIPMENT PERFORMANCE CHECK/ CALIBRATION



WORK ORDER: HK1901812
SUB- BATCH: 0
DATE OF ISSUE: 18- Jan- 2019
CLIENT: LAM ENVIRONMENTAL LTD

Equipment Type: Multifunctional Meter
Brand Name: YSI
Model No.: Professional Plus
Serial No.: 17F100236
Equipment No.: --
Date of Calibration: 18 January, 2019

Date of Next Calibration: 18 April, 2019

PARAMETERS:

Dissolved Oxygen Method Ref: APHA (21st edition), 4500- O: G

Expected Reading (mg/ L)	Displayed Reading (mg/ L)	Tolerance (mg/ L)
2.65	2.45	- 0.20
6.02	5.92	- 0.10
8.88	8.94	+ 0.06
	Tolerance Limit (mg/ L)	± 0.20

pH Value

Method Ref: APHA (21st edition), 4500H:B

Expected Reading (pH unit)	Displayed Reading (pH unit)	Tolerance (pH unit)
4.0	4.03	+ 0.03
7.0	7.08	+ 0.08
10.0	10.16	+ 0.16
	Tolerance Limit (pH unit)	± 0.20

Salinity

Method Ref: APHA (21st edition), 2520B

Expected Reading (ppt)	Displayed Reading (ppt)	Tolerance (%)
0	0.00	--
10	10.20	+ 2.0
20	19.68	- 1.6
30	29.74	- 0.9
	Tolerance Limit (%)	± 10.0

Remark: "Displayed Reading" presents the figures shown on item under calibration / checking regardless of equipment precision or significant figures.

Mr Chan Siu Ming, Vico
Manager - Inorganic

REPORT OF EQUIPMENT PERFORMANCE CHECK/ CALIBRATION



WORK ORDER: HK1901812
SUB- BATCH: 0
DATE OF ISSUE: 18- Jan- 2019
CLIENT: LAM ENVIRONMENTAL LTD

Equipment Type: Multifunctional Meter
Brand Name: YSI
Model No.: Professional Plus
Serial No.: 17F100236
Equipment No.: --
Date of Calibration: 18 January, 2019

Date of Next Calibration: 18 April, 2019

PARAMETERS:

Temperature

Method Ref: Section 6 of International Accreditation New Zealand Technical Guide No. 3 Second edition March 2008: Working Thermometer Calibration Procedure.

Expected Reading (°C)	Displayed Reading (°C)	Tolerance (°C)
10.0	9.5	- 0.5
22.0	21.3	- 0.7
41.5	42.3	+ 0.8
	Tolerance Limit (°C)	± 2.0

Remark: "Displayed Reading" presents the figures shown on item under calibration / checking regardless of equipment precision or significant figures.

Mr Chan Siu Ming, Vico
Manager - Inorganic



REPORT OF EQUIPMENT PERFORMANCE CHECK / CALIBRATION

Information supplied by customer:

CONTACT: MR. CHAN KA CHUN JOB REFERENCE NO.: 22787053-B23V2603
CLIENT: LAM GEOTECHNICS LIMITED
DATE RECEIVED: 31/01/2019
DATE OF ISSUE: 31/01/2019
ADDRESS: 11/F, CENTRE POINT, 181-185, GLOUCESTER ROAD,
 WANCHAI, HONG KONG
PROJECT: ---

METHOD OF PERFORMANCE CHECK/ CALIBRATION:

Ref: APHA22nd ed 2130B

COMMENTS

It is certified that the item under performance check/calibration has been calibrated/checked by corresponding calibrated equipment in the laboratory.


Maximum Tolerance and calibration frequency stated in the report, unless otherwise stated, the internal acceptance criteria of FT Laboratories Ltd will be followed.

Scope of Test:	Turbidity
Equipment Type:	Turbidimeter
Brand Name:	Xin Rui
Model No.:	WGZ-3B
Serial No.:	1309192
Equipment No.:	---
Date of Calibration:	31/01/2019

Remarks:

This is the Final Report. Results apply to sample(s) as submitted. All pages of this report have been checked and approved for release.

Certified By:


HO Lai Sze
Senior Chemist

Issue Date:

31/01/2019



REPORT OF EQUIPMENT PERFORMANCE CHECK / CALIBRATION

WORK ORDER: 22787053-B23V2603
DATE OF ISSUE: 31/01/2019
CLIENT: LAM GEOTECHNICS LIMITED

Equipment Type:	Turbidimeter
Brand Name:	Xin Rui
Model No.:	WGZ-3B
Serial No.:	1309192
Equipment No.:	---
Date of Calibration:	31/01/2019
Date of next Calibration:	30/04/2019
Lab ID:	H190048-03

Parameters:
Turbidity

Method Ref: APHA 22nd ed. 2130B

Expected Reading (NTU)	Display Reading (NTU)	Tolerance
0	0.00	---
4	3.96	-1.0%
10	9.30	-7.0%
40	39.50	-1.3%
100	100.00	0.0%
400	400	0.0%
1000	903	-9.7%
	Tolerance Limit (±)	10%

Remark: "Displayed Reading" presents the figures shown on item under calibration/checking regardless of equipment precision or significant figures.



REPORT OF EQUIPMENT PERFORMANCE CHECK / CALIBRATION

WORK ORDER: 22787053-B23V2601
DATE OF ISSUE: 31/01/2019
CLIENT: LAM GEOTECHNICS LIMITED

Equipment Type:	Turbidimeter
Brand Name:	Xin Rui
Model No.:	WGZ-3B
Serial No.:	1807077
Equipment No.:	---
Date of Calibration:	31/01/2019
Date of next Calibration:	30/04/2019
Lab ID:	H190048-01

Parameters:

Turbidity

Method Ref: APHA 22nd ed. 2130B

Expected Reading (NTU)	Display Reading (NTU)	Tolerance
0	0.00	---
4	3.88	-3.0%
10	9.44	-5.6%
40	41.24	3.1%
100	100.00	0.0%
400	400	0.0%
1000	996	-0.4%
	Tolerance Limit (\pm)	10%

Remark: "Displayed Reading" presents the figures shown on item under calibration/checking regardless of equipment precision or significant figures.



REPORT OF EQUIPMENT PERFORMANCE CHECK / CALIBRATION

Information supplied by customer:

CONTACT: MR. CHAN KA CHUN **JOB REFERENCE NO.:** 22787053-B23V2602
CLIENT: LAM GEOTECHNICS LIMITED
DATE RECEIVED: 31/01/2019
DATE OF ISSUE: 31/01/2019
ADDRESS: 11/F, CENTRE POINT, 181-185, GLOUCESTER ROAD,
WANCHAI, HONG KONG
PROJECT: ---

METHOD OF PERFORMANCE CHECK/ CALIBRATION:

Ref: APHA22nd ed 2130B

COMMENTS

It is certified that the item under performance check/calibration has been calibrated/checked by corresponding calibrated equipment in the laboratory.


Maximum Tolerance and calibration frequency stated in the report, unless otherwise stated, the internal acceptance criteria of FT Laboratories Ltd will be followed.

Scope of Test:	Turbidity
Equipment Type:	Turbidimeter
Brand Name:	Xin Rui
Model No.:	WGZ-3B
Serial No.:	1807079
Equipment No.:	---
Date of Calibration:	31/01/2019

Remarks:

This is the Final Report. Results apply to sample(s) as submitted. All pages of this report have been checked and approved for release.

Certified By:


HO Lai Sze
Senior Chemist

Issue Date:

31/01/2019



REPORT OF EQUIPMENT PERFORMANCE CHECK / CALIBRATION

WORK ORDER: 22787053-B23V2602
DATE OF ISSUE: 31/01/2019
CLIENT: LAM GEOTECHNICS LIMITED

Equipment Type:	Turbidimeter
Brand Name:	Xin Rui
Model No.:	WGZ-3B
Serial No.:	1807079
Equipment No.:	---
Date of Calibration:	31/01/2019
Date of next Calibration:	30/04/2019
Lab ID:	H190048-02

Parameters:
Turbidity

Method Ref: APHA 22nd ed. 2130B

Expected Reading (NTU)	Display Reading (NTU)	Tolerance
0	0.00	---
4	3.94	-1.5%
10	10.01	0.1%
40	39.89	-0.3%
100	98.91	-1.1%
400	396	-1.0%
1000	1000	0.0%
	Tolerance Limit (\pm)	10%

Remark: "Displayed Reading" presents the figures shown on item under calibration/checking regardless of equipment precision or significant figures.